



RiveStop
System

Product Range Rivestop

Watertight sealing system for formwork tie holes



Watertight under pressure



Durability



Aging test



Hermetic against radon gas



Acoustic resistance



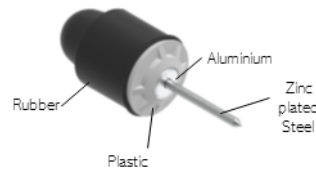
Fireproof





RIVESTOP 3 bar

Not recommended for direct contact with drinking water on the washer side

Article Code	Description	Hole Diameter (mm)
RS21033PZ24	D21x33	22
RS21048PZ24	D21x48	22-24
RS24050PZ30	D24x50	25-27
RS27050PZ30	D27x50	28-30



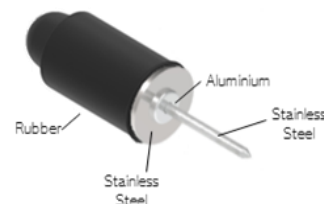
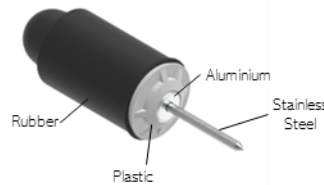
FINISHING POSSIBILITIES



RIVESTOP 5 bar

For direct water contact on both sides

Article Code	Description	Hole Diameter (mm)
Product Range 5 bar – Plastic Steel Version		
RS17048PS17	D17x48	18-21
RS21033PS24	D21x33	22
RS21048PS24	D21x48	22-24
RS24050PS30-OUT	D24x50	25-28
RS24050PS24-IN	D24x50	25-28
RS27050PS30	D27x50	28-30
Product Range 5 bar – Stainless Steel Version		
RS17048SS17	D17x48	18-21
RS21033SS24-OUT	D21x33	22
RS21033SS21-IN	D21x33	22
RS21048SS24-OUT	D21x48	22-24
RS21048SS21-IN	D21x48	22-24
RS24050SS27-OUT	D24x50	25-28
RS24050SS24-IN	D24x50	25-28
RS27050SS30-OUT	D27x50	28-30
RS27050SS28-IN	D27x50	28-30
RS30066SS30	D30x66	31-35


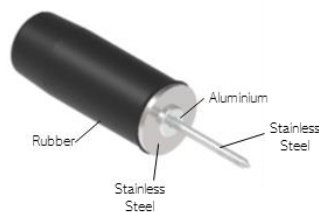




RIVESTOP 8 bar

For direct water contact on both sides

Article Code	Description	Hole Diameter (mm)
RSP17070SS17-IN	D17X70	17.5-22
RSP17070SS24-OUT	D17X70	17.5-22
RSP21070SS21-IN	D21X70	21.5-25
RSP21070SS24-OUT	D21X70	21.5-25
RSP24070SS27-OUT	D24x70	25-28
RSP24070SS24-IN	D24x70	25-28
RSP27070SS30-OUT	D27x70	28-32
RSP27070SS27-IN	D27x70	28-32



INSTALLATION TOOLS



Description:

MANUAL RIVETER

LONG RIVETER
Deep placement

ELECTRIC RIVETER

Article Code:

RMM001

RMMX001


RME001

INSTALLATION PROCESS


Rivestop is delivered ready for installation in three easy steps:



1. Insert Rivestop into Riveter.



2. Insert into the hole to be sealed.



3. Rivet up until the rivet shank is cut.